

Samoiedo
by *Silfer*



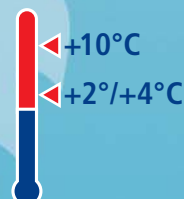
LINEA
PS

Pasticceria

Pâtisserie
Pasteleria
Konditorei
Confectionery



STANDARD
MINI
EXTRA-LARGE



Silfer
COOLING ART

OPTIONAL

Impianto 220 v 60 hz / 115 v 60 hz
Installation 220 v 60 hz / 115 v 60 hz
Instalacion 220 v 60 hz / 115 v 60 hz
Elektrik 220 v 60 hz / 115 v 60 hz
Power supply 220 v 60 hz / 115 v 60 hz

Sistema di condensazione ad acqua per ogni gruppo frigorifero
Système de condensation à eau pour chaque groupe de réfrigérateur
Sistema de condensación de agua para cada grupo frigorífico
Wasserverflüssigungssystem für jeden Kältesatz
Water condensing system for each refrigerating group

Vetro con valvole altimetriche (per installazioni sup. a mt 800)
Verre avec soupapes altimétriques (pour installations sup. à 800 m.)
Vidrio con válvulas altimétricas (para instalaciones a alturas de más de 800 mt)
Glass mit Ventilen (für aufstellungen über 800 Metern)
Glass equipped with valves (for installations above mt. 800)

Kit piedini regolabili
Kit petits pieds réglables
Kit patas regulables
Kit verstellbare Füßchen
Kit adjustable feet

Imballo gabbia legno
Emballage dans cage en bois
Embalaje jaula de madera
Verpackung im Holzverschlag
Wooden crate packing

Lampade a LED
Éclairage par LED
Iluminación por LEDs
LED Lampen
LED lamps

Disponibile personalizzazione: vedi scheda decorazioni
La personnalisation est disponible: voir fiche décorations
Personalización disponible: véase ficha decoraciones
Benutzerdefinierte Anpassung auf Wunsch erhältlich: siehe die Dekorationskarte
Customerization available: see decorations card

OPTIONAL ESCLUSIVI PER VETRINE VERTICALI:

Ripiano in vetro
mm 465x420 / mm 565x420
Étagère verre
Estante cristal
Glasfach
Glass shelf

Chiusura con chiave
Fermeture avec clé
Cierre con llave
Schlüssel-schließsystem
Key closing

Ventosa
Ventouse
Ventosa
Sauger
Suction cup

Sbrinamento a gas caldo per ogni gruppo frigorifero
Dégivrage au gaz chaud pour chaque groupe de réfrigérateur
Desescarche por gas caliente para cada grupo frigorífico
Abtauen mit Heißgas für jeden Kältesatz
Hot gas defrosting for each refrigerating group

Per installazione con Gruppo Motore Remoto contattare il costruttore.

Pour installation avec Groupe Moteur à Distance contacter le constructeur.

Para instalación con Grupo Motor Remoto contactar al fabricante.

Für den aufstellung von entfernten motoren wenden Sie sich bitte an den Hersteller.

For installing the Remote Motor Unit contact builder.

Ripiano griglia
mm 465x445 / mm 565x445
Étagère grille
Estante rejilla
Rost
Wire shelf

Mensola per vetri e griglie
Console pour verres et grilles
Estantería para cristalería y rejillas
Halter für Glas und Roste
Shelf for glass and grids

Vetro a specchio
Miroir
Vidrio de espejo
Spiegelglas
Looking-glass

Pannello in sostituzione del vetro
Panneau remplaçant le verre
Panel en lugar de cristal
Platte als Ersatz für Glas
Panel instead of glass

VOLUME / VOLUME / VOLUMEN
RAUMINANTE / VOLUME

LT 230

+4°+10°

75%

TERMOMETRO / THERMOMETRE
TERMOMETRO / THERMOMETER
THERMOMETER
ELE

TERMOSTATO / THERMOSTAT
TERMOSTATO / THERMOSTAT
THERMOSTAT
ELE

Samoiedo
by *Sifer*

GAS / GAZ / GAS / GAS / GAS
R404A

SBRINAMENTO / DEGIVRAGE
DESCARCHE / ABTAUART / DEFROST
AUTO

REFRIGERAZIONE / REFRIGERATION
REFRIGERACION / KUEHLUNG / COOLING

TENSIONE / TENSION
TENSION / SPANNUNG / TENSION
230 V - 50 HZ

L 480
P 650
H2030

PS 250

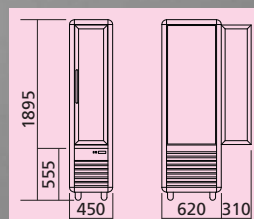
Konditorei
Confectionery

Pasticceria

Pâtisserie
Pasteleria



PS 250 S+



MODELLO MODELE / MODELO MODELL / MODEL	DISPOSIZIONE DESSIN / DISPOSICION AUFSTELLUNG / LAYOUT	RIPIANI / ETAGERES / ESTANTERIAS / EINSATZE / SHELVES L x P (mm) N°	PESO LORDO BRUT / BRUTO B. GEVICHT / GROSS	PESO NETTO NET / NETTO N. GEVICHT / NET	COMPRESSORE COMPRESSEUR / COMPRESOR KOMPRESSOR / COMPRESSOR
PS 250 S+		295 x 420 5	kgs 146	kgs 134	WATT 540

VOLUME / VOLUME / VOLUMEN
RAUMINANTE / VOLUME
LT 360

+2°+10°

75%

TERMOMETRO / THERMOMETRE
TERMOMETRO / THERMOMETRE
THERMOMETER
ELE

TERMOSTATO / THERMOSTAT
TERMOSTATO / THERMOSTAT
THERMOSTAT
ELE

GAS / GAZ / GAS / GAS / GAS
R404A

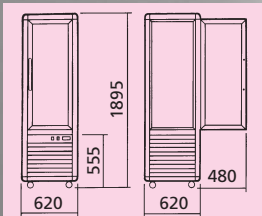
SBRINAMENTO / DEGIVRAGE
DESCARCHE / ABTAUART / DEFROST
AUTO

REFRIGERAZIONE / REFRIGERATION
REFRIGERACION / KUEHLUNG / COOLING

TENSIONE / TENSION
TENSION / SPANNUNG / TENSION
230 V - 50 HZ

L 650
P 650
H 2030



PS 350 R



Konditorei
Confectionery

Pasticceria

Pâtisserie
Pasteleria

MODELLO MODELE / MODELO MODELL / MODEL	DISPOSIZIONE DESSIN / DISPOSICION AUFSTELLUNG / LAYOUT	RIPIANI / ETAGERES / ESTANTERIAS / EINSATZE / SHELVES L x P (mm) N°	PESO LORDO BRUT / BRUTO B. GEWICHT / GROSS	PESO NETTO NET / NETTO N. GEWICHT / NET	COMPRESSORE COMPRESSEUR / COMPRESOR KOMPRESSOR / COMPRESSOR
PS 350 V		465 x 420 5	kgs 170	kgs 155	WATT 540
PS 350 R		Ø 452 6	kgs 170	kgs 155	WATT 540

VOLUME / VOLUME / VOLUMEN
RAUMINANTE / VOLUME
LT 427

+2°+10°
SBRINAMENTO / DEGIVRAGE
DESCARCHE / ABTAUART / DEFROST
AUTO

75%
REFRIGERAZIONE / REFRIGERATION
REFRIGERACION / KUEHLUNG / COOLING

TERMOMETRO / THERMOMETRE
TERMOMETRO / THERMOMETER
THERMOMETER
ELE

TERMOSTATO / THERMOSTAT
TERMOSTATO / THERMOSTAT
THERMOSTAT
ELE

GAS / GAZ / GAS / GAS / GAS
R404A

TENSIONE / TENSION
TENSION / SPANNUNG / TENSION
230 V - 50 HZ

**L 750
P 650
H2030**

Samoiedo
by **Silfer**
PS 450

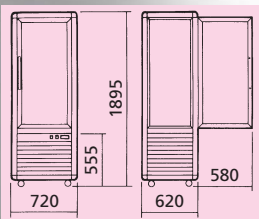
**Konditorei
Confectionery**

Pasticceria

**Pâtisserie
Pasteleria**



PS 450 V



MODELLO MODELE / MODELO MODELL / MODEL	DISPOSIZIONE DESSIN / DISPOSICION AUFSTELLUNG / LAYOUT	RIPIANI / ETAGERES / ESTANTERÍAS / EINSÄTZE / SHELVES L x P (mm) N°	PESO LORDO BRUT / BRUTO B. GEWICHT / GROSS	PESO NETTO NET / NETTO N. GEWICHT / NET	COMPRESSORE COMPRESSEUR / COMPRESOR KOMPRESSOR / COMPRESSOR
PS 450 V		565 x 420 5	kgs 185	kgs 170	WATT 540
PS 450 R		Ø 452 6	kgs 185	kgs 170	WATT 540

VOLUME / VOLUME / VOLUMEN
RAUMINANTE / VOLUME
LT 742

+2°+10°

75%

TERMOMETRO / THERMOMETRE
TERMOMETRO / THERMOMETER
THERMOMETER
ELE

TERMOSTATO / THERMOSTAT
TERMOSTATO / THERMOSTAT
THERMOSTAT
ELE

GAS / GAZ / GAS / GAS / GAS
R404A

SBRINAMENTO / DEGIVRAGE
DESCARCHE / ABTAUART / DEFROST



REFRIGERAZIONE / REFRIGERATION
REFRIGERACION / KUEHLUNG / COOLING

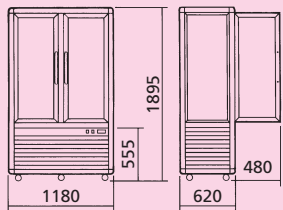


TENSIONE / TENSION
TENSION / SPANNUNG / TENSION
230 V - 50 HZ

L 1220
P 650
H 2030








PS 700 VR



Konditorei
Confectionery

Pasticceria

Pâtisserie
Pasteleria

MODELLO MODELE / MODELO MODELL / MODEL	DISPOSIZIONE DESSIN / DISPOSICION AUFSTELLUNG / LAYOUT	RIPIANI / ETAGERES / ESTANTERÍAS / EINSÄTZE / SHELVES L x P (mm) N°	PESO LORDO BRUT / BRUTO B. GEWICHT / GROSS	PESO NETTO NET / NETTO N. GEWICHT / NET	COMPRESSORE COMPRESSEUR / COMPRESOR KOMPRESSOR / COMPRESSOR
PS 700 V		465 x 420 10	kgs 272	kgs 247	WATT 790
PS 700 V/V		465 x 420 10	kgs 313	kgs 294	WATT 540+540
PS 700 R		Ø 452 12	kgs 272	kgs 247	WATT 790
PS 700 R/R		Ø 452 12	kgs 313	kgs 294	WATT 540+540
PS 700 VR		465 x 420 Ø 452 5 6	kgs 275	kgs 250	WATT 790

VOLUME / VOLUME / VOLUMEN
RAUMINANTE / VOLUME
LT 848

+2°+10°

75%

TERMOMETRO / THERMOMETRE
TERMOMETRO / THERMOMETRE
TERMOMETRE
ELE

TERMOSTATO / THERMOSTAT
TERMOSTATO / THERMOSTAT
THERMOSTAT
ELE

GAS / GAZ / GAS / GAS / GAS
R404A

SBRINAMENTO / DEGIVRAGE
DESCARGHE / ABTAUART / DEFROST
AUTO

REFRIGERAZIONE / REFRIGERATION
REFRIGERACION / KUEHLUNG / COOLING

TENSIONE / TENSION
TENSION / SPANNUNG / TENSION
230 V - 50 HZ

L 1410
P 650
H 2030

Samoiedo
by **Silfer**
PS 900

Konditorei
Confectionery

Pasticceria

Pâtisserie
Pasteleria

PS 900 V

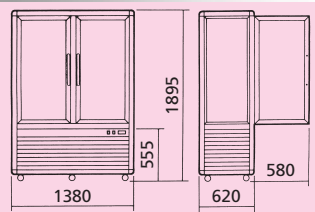
Direzionatori d'aria per garantire uniformità di temperatura.

Directionnels d'air pour garantir l'uniformité de la température.

Orientadores de aire para garantizar una temperatura uniforme.

Luftförderer, um die richtige Temperatur zu garantieren.

Air conveyors to guarantee uniform temperature.



MODELLO MODELE / MODELO MODELL / MODEL	DISPOSIZIONE DESSIN / DISPOSICION AUFSTELLUNG / LAYOUT	RIPIANI / ETAGERES / ESTANTERÍAS / EINSÄTZE / SHELVES L x P (mm) N°	PESO LORDO BRUT / BRUTO B. GEVICHT / GROSS	PESO NETTO NET / NETTO N. GEVICHT / NET	COMPRESSORE COMPRESSEUR / COMPRESOR KOMPRESSOR / COMPRESSOR
PS 900 V		565 x 420 10	kgs 301	kgs 274	WATT 800
PS 900 V/V		565 x 420 10	kgs 328	kgs 301	WATT 540+540
PS 900 R		Ø 452 12	kgs 301	kgs 274	WATT 800
PS 900 R/R		Ø 452 12	kgs 332	kgs 312	WATT 540+540
PS 900 VR		565 x 420 Ø 452 5 6	kgs 304	kgs 277	WATT 800

VOLUME / VOLUME / VOLUMEN
RAUMINANTE / VOLUME
LT 1388

+2°+10°

75%

TERMOMETRO / THERMOMETRE
TERMOMETRO / THERMOMETER
THERMOMETER
ELE

TERMOSTATO / THERMOSTAT
TERMOSTATO / THERMOSTAT
THERMOSTAT
ELE

GAS / GAZ / GAS / GAS / GAS
R404A

SBRINAMENTO / DEGIVRAGE
DESCARCHE / ABTAUART / DEFROST
AUTO

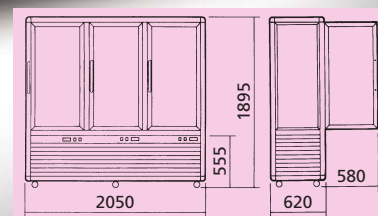
REFRIGERAZIONE / REFRIGERATION
REFRIGERACION / KUEHLUNG / COOLING

TENSIONE / TENSION
TENSION / SPANNUNG / TENSION
230 V - 50 HZ

L 2080
P 650
H 2030





PS 1300 VRV

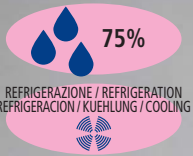


Konditorei
Confectionery

Pasticceria

Pâtisserie
Pasteleria

MODELLO MODELE / MODELO MODELL / MODEL	DISPOSIZIONE DESSIN / DISPOSICION AUFSTELLUNG / LAYOUT	RIPIANI / ETAGERES / ESTANTERIAS / EINSÄTZE / SHELVES L x P (mm) N°	PESO LORDO BRUT / BRUTO B. GEWICHT / GROSS	PESO NETTO NET / NETTO N. GEWICHT / NET	COMPRESSORE COMPRESSEUR / COMPRESOR KOMPRESSOR / COMPRESSOR
PS 1300 V		565 x 420 15	kgs 371	kgs 340	WATT 1300
PS 1300 VRV		565 x 420 Ø 452 10 6	kgs 371	kgs 340	WATT 1300
PS 1300 V/VV		565 x 420 15	kgs 413	kgs 382	1 WATT 540 1 WATT 800



75%

REFRIGERAZIONE / REFRIGERATION
REFRIGERACION / KÜHLUNG / COOLING

TERMOMETRO / THERMOMETRE
TERMOMETRO / THERMOMETRE
THERMOMETER
ELE

TENSIONE / TENSION
TENSION / SPANNUNG / TENSION
230 V - 50 HZ

TERMOSTATO / THERMOSTAT
TERMOSTATO / THERMOSTAT
THERMOSTAT
ELE

GAS / GAZ / GAS / GAS / GAS
R404A

SBRINAMENTO / DEGIVRAGE
DESCARCHE / ABTAUART / DEFROST
AUTO

Samoiedo
by **Silfer**

PS 1400
PS 1800

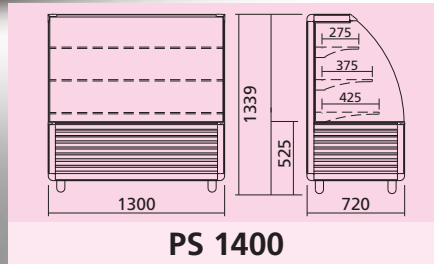
Konditorei
Confectionery

Pasticceria

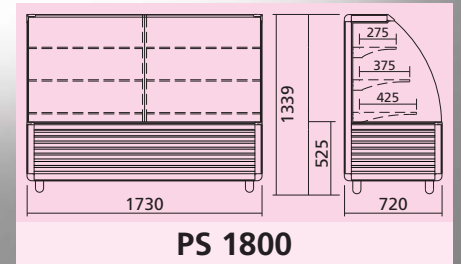
Pâtisserie
Pasteleria



PS 1400 V



PS 1400



PS 1800

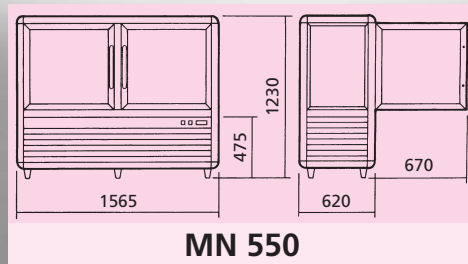
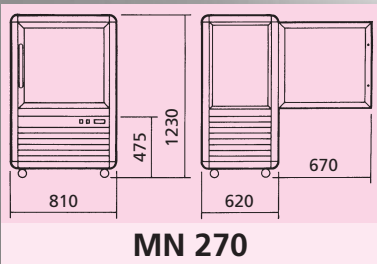
MODELLO MODELE / MODELO MODELL / MODEL	DISPOSIZIONE DESSIN / DISPOSICION AUFSTELLUNG / LAYOUT	RIPIANI / ETAGERES / ESTANTERÍAS / EINSÄTZE / SHELVES L x P (mm) N°		VOLUME VOLUME / VOLUMEN RAUMINHALT / VOLUME	PESO LORDO BRUT / BRUTO B. GEVICHT / GROSS	PESO NETTO NET / NETTO N. GEVICHT / NET	COMPR. KOMPR.	H P L (mm)
PS 1400 V		1.230 x 270 1.230 x 370 1.230 x 420 1 1 1	+4°+10°	LT 680	kgs 233	kgs 165	WATT 540	L 1440 P 840 H 1585
PS 1800 V		1.660 x 270 1.660 x 370 1.660 x 420 1 1 1	+4°+10°	LT 910	kgs 272	kgs 195	WATT 540	L 1860 P 840 H 1585
PS 1400 N		1.230 x 270 1.230 x 370 1.230 x 420 1 1 1	AMBIENTE AMBIANTE / AMBIENTE RAUMTEMPERATUR ROOM TEMPERATURE	LT 680	kgs 174	kgs 110	---	L 1440 P 840 H 1585




**Konditorei
Confectionery**

Pasticceria

**Pâtisserie
Pasteleria**

MN 270 V



MODELLO MODELE / MODELO MODELL / MODEL	DISPOSIZIONE DESSIN / DISPOSICION AUFSTELLUNG / LAYOUT	RIPIANI / ETAGERES / ESTANTERÍAS / EINSÄTZE / SHELVES L x P (mm)	N°	VOLUME VOLUME / VOLUMEN RAUMINHALT / VOLUME	PESO LORDO BRUT / BRUTO B. GEWICHT / GROSS	PESO NETTO NET / NETTO N. GEWICHT / NET	COMPRESSORE COMPRESSEUR / COMPRESSOR KOMPRESSOR / COMPRESSOR	 H P L (mm)
MN 270 V		665 x 420	4	LT 264	kgs 152	kgs 138	WATT 370	L 850 P 650 H 1380
MN 550 V		665 x 420	8	LT 539	kgs 258	kgs 231	WATT 540	L 1.600 P 650 H 1380

+2°+10°
 SBRINAMENTO / DEGIVRAGE
 DESCARCHE / ABTAUART / DEFROST

75%
 REFRIGERAZIONE / REFRIGERATION
 REFRIGERACION / KUEHLUNG / COOLING

TERMOMETRO / THERMOMETRE
 TERMOMETRO / THERMOMETRE
 THERMOMETER
ELE
 TENSIONE / TENSION
 TENSION / SPANNUNG / TENSION
230 V - 50 HZ

TERMOSTATO / THERMOSTAT
 TERMOSTATO / THERMOSTAT
 THERMOSTAT
ELE

GAS / GAZ / GAS / GAS / GAS
R404A

Samoiedo
 by *Silfer*

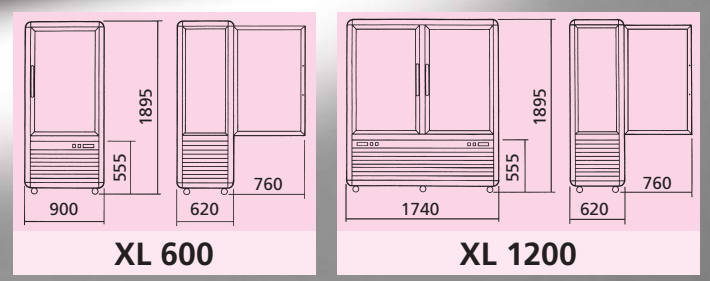
XL

**Konditorei
 Confectionery**

Pasticceria

**Pâtisserie
 Pasteleria**

XL 600 V



MODELLO MODELE / MODELO MODELL / MODEL	DISPOSIZIONE DESSIN / DISPOSICION AUFSTELLUNG / LAYOUT	RIPIANI / ETAGERES / ESTANTERIAS / EINSATZE / SHELVES L x P (mm)	N°	VOLUME VOLUME / VOLUMEN RAUMINHALT / VOLUME	PESO LORDO BRUT / BRUTO B. GEWICHT / GROSS	PESO NETTO NET / NETTO N. GEWICHT / NET	COMPRESSORE COMPRESSEUR / COMPRESOR KOMPRESSOR / COMPRESSOR	 H P L (mm)
XL 600 V		747 x 420	5	LT 541	kgs 191	kgs 176	WATT 540	L 930 P 650 H 2.030
XL 1200 V/V		747 x 420	10	LT 1.082	kgs 352	kgs 318	WATT 540 WATT 540	L 1.770 P 650 H 2.030

